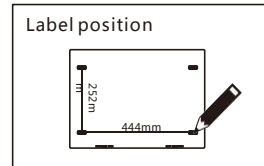


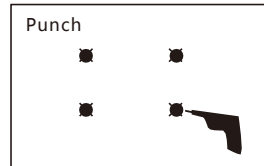
【Installation Notes】

1. Install according to the actual environment.
2. Adjust the number of ions according to the actual environment.
3. Connect connect power supply and turn on, the main switch is on the side of the machine, open The switch indicator lights up, indicating that the machine has entered operation and the fan is working.

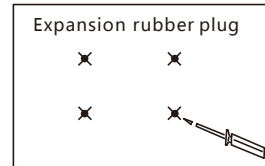
Perforated installation:



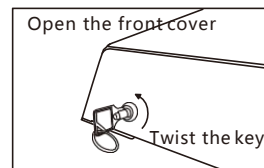
1. Mark the location of the hole punch.



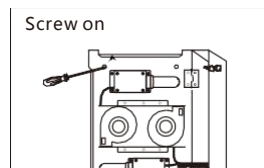
2. Percussion drilling, hole diameter 6mm.



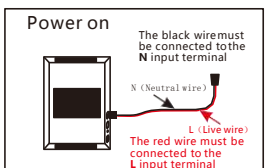
3. Put the rubber plug.



4. Use the key to open the front cover of the product.



5. Use a screwdriver to fix the screws.



6. Plug in the power adapter and connect the power input.

【Fault Check】

Fault condition	Processing check
Power and other indicator signals are not lit	Check if the power cords securely inserted into the unit and it is loose. Check the power outlet for power supply and check the 2.0 A standard (certified) fuse
Plasma generator is not working	Under normal circumstances, there is a slight electric current, and there is a faint blue light in dark places. If foundThe ion tube bursts, and the ion tube needs to be replaced.

Please send the following to the company's designated maintenance department for repairs.

1. The problem cannot be solved as described above.
2. Foreign matter or moisture enters, and abnormal conditions occur.

Warranty Card


(Please keep it properly)

Product Name		Product Number	
Purchase Time		Contact Number	
Customer information	Name/company		
	contact address		
Sales company stamp:			

Plasma Ions |

Plasma Air Disinfection Purifier

Model: PS-500T2



Please read the instructions before use

【Precautions】

There are electronic devices installed inside, do not open the case to avoid the risk of electric shock. Please read this [user manual] carefully before using the machine and follow the below points of operation base on the manual. Otherwise It may cause damage to product, or even cause injury to yourself or others at varying degrees.

- This machine is designed for only indoor general using. Do not place it open-air or high temperature place.
- Before operating the machine, make sure the power cord is firmly plugged into the power outlet, and place the power cord in a safe position. Do not touch, install or unplug the power cord with wet hands to avoid electric shock accidents.
- Before unplugging the power cord, please turn off the machine power in the correct procedure, otherwise it may cause damage to the machine.
- If don't use the machine for a long time, please unplug the power supply.
Before operation, please check whether the air inlet and outlet positions of the machine are blocked.
- Do not put debris at the air inlet or outlet, because there is the fan installed inside with high-speed rotation, it may caused injured if touch it.
- In order to ensure the best performance of the machine, do not place any obstacles within 1 meter nearby of the air outlet position and air introduction position.
- The machine has precision components built inside. Don't open the case by yourself to avoid damage to the machine parts and may happen dangerous.
- Do not dismantle the front wind panel or the chassis during machine is operating to avoid dangerous.
- Pay attention to ventilation when using it together with fuel appliances. Please do not use machine in the kitchen.
- Before cleaning the chassis of the machine, make sure turn off the power and unplug it of the machine. Only use cloth with a little clean water and clean it softly, don't use volatile cleaners.
- Forbidding to place and using in the bathroom, otherwise it may cause electric shock.

【Use and Characteristics】

- Shell is made of aluminum alloy.
- Plasma ions generator play a long-lasting and active positive and negative ion purification effect.
- This product can be used for a long-term.(Suggest clean the ion tube about 12 months later, clean or change the filter)
- It is widely used in places that are prone to odor and bacteria, such as buses, high-speed trains, subways, passenger cars, and long-distance buses.

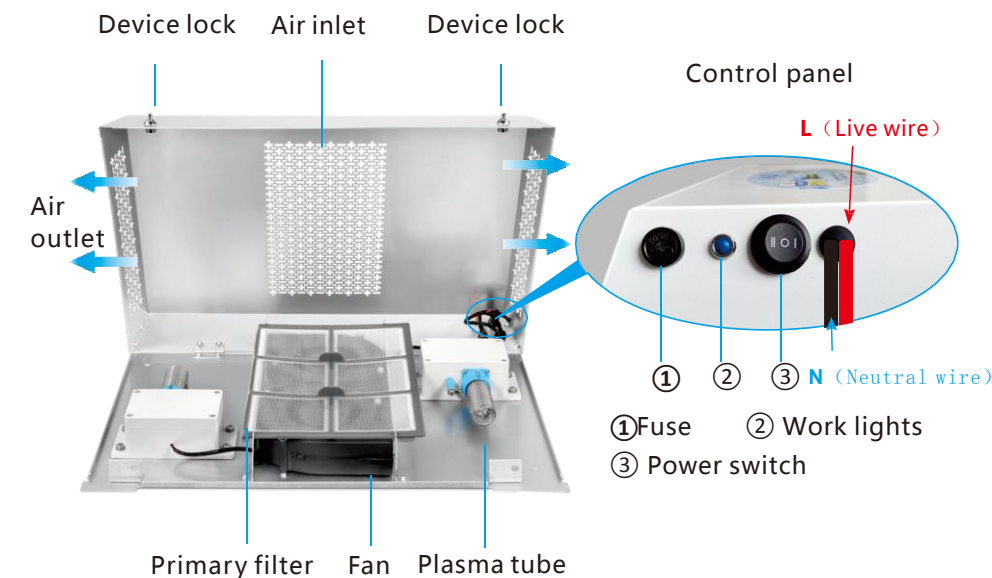
【Maintenance Notice】

1. Please read this manual carefully before use.
2. Free services can be provided with warranty card and invoice, welcome to contact us if you need technical support.
3. Customers can get 1 year warranty service from us with product related invoice and documents.
4. Please keep the warranty card properly so that the warranty can be obtained when the product needs repair.
5. The company is not responsible for the following repair services beyond the product, but we can still provide you with paid services.
 - Products due to improper use or storage.
 - Products without warranty card or other valid documents.
 - Products due to unstable power supply voltage or beyond the normal voltage range or power supply and installation does not meet the electrical installation requirements.
 - Promotional products.
 - Products damaged caused by irresistible natural disasters.
 - Products beyond maintenance period, damaged due to not follow the rules and methods of application.

【Technical Specification】

Model	PS-500T2	Power	26 W
Voltage	12V DC / 24V DC	Air volume	220m ³ /h
Application Area	50~80m ²	Weight	3.0Kg
Noise	≤50dB	Ion tube	2 (Standard)
Size	500*340*60mm	Ion tube size	80mm(3inch)
Filter type	Primary filter	Ion tube life	17000 Hours

【Composition Unit】



WARNING:

1. The black wire must be connected to the N input terminal.
2. The red wire must be connected to the L input terminal.

【Product Size】

